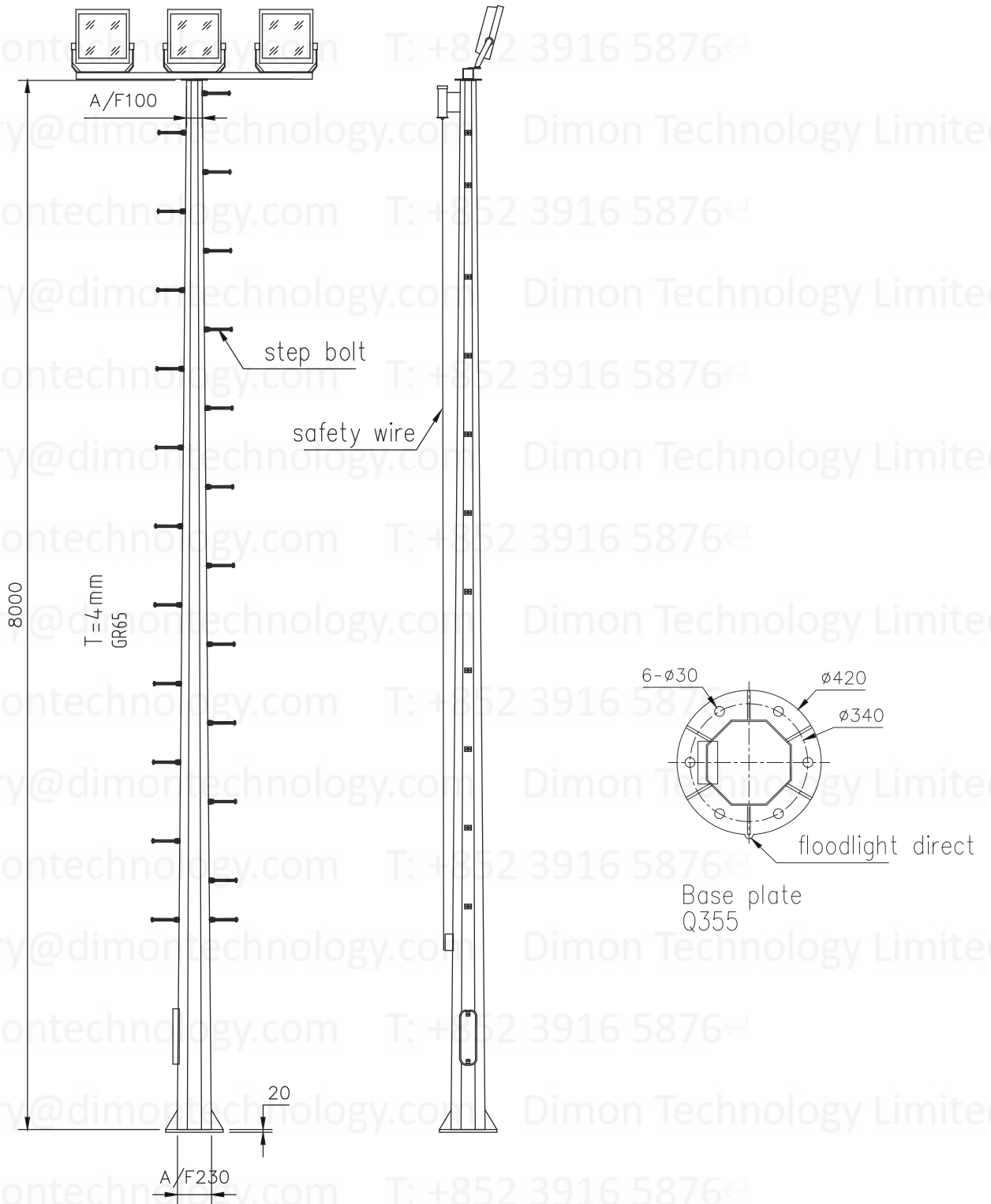


NOTES

1. FIRST ANGLE PROJECTION.
2. WELDING SYMBOLS ARE TO AWS
3. HOT DIP GALVANIZED TO ASTM_A
4. Coating Color RAL9006



DIMON
Technology

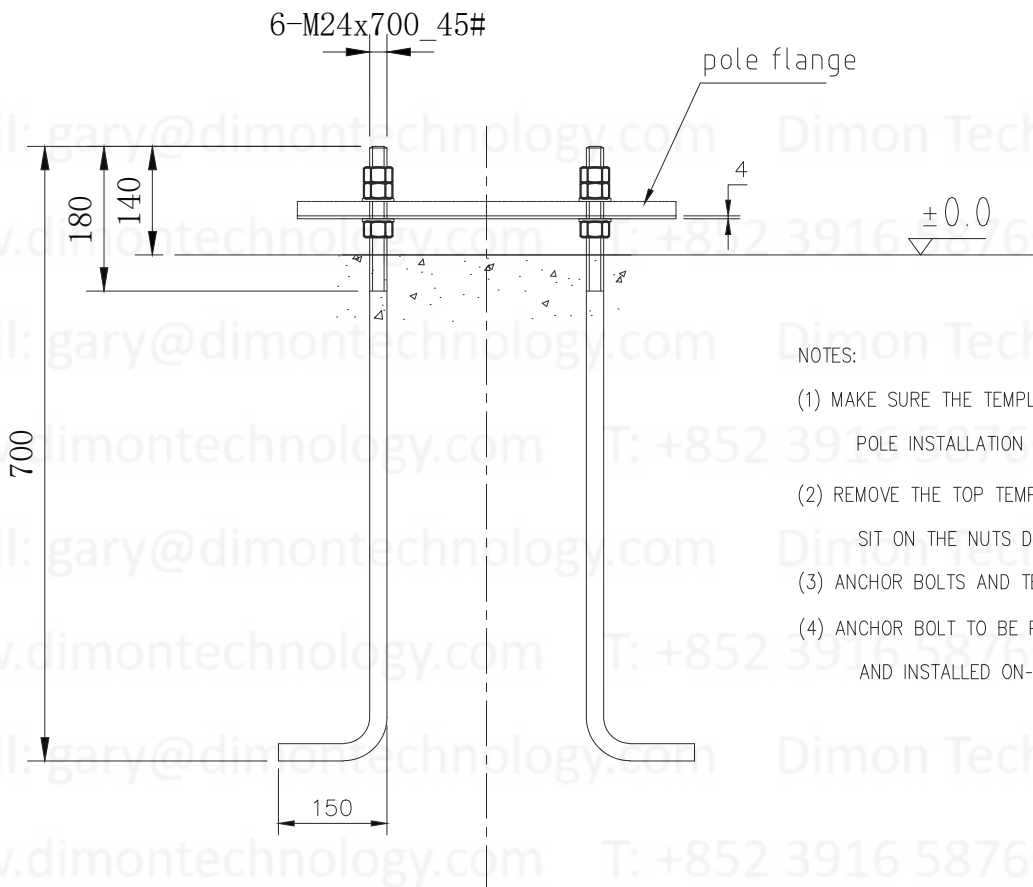
DIMON Technology Ltd.
Tel: 00852-3916 5876
Fax: 00852-21203398
Http: //www.dimontechnology.com
E-mail: gary@dimontechnology.com

CLIENT

TITLE

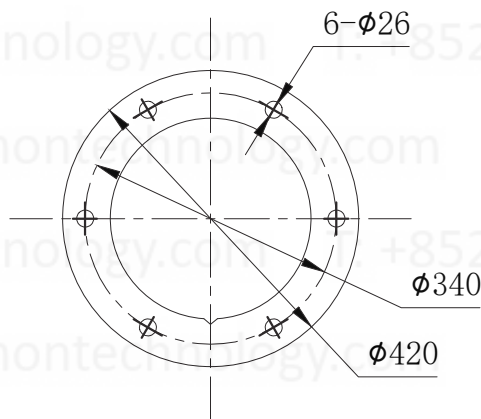
CX - Climbing pole-8M

		QD211268-OCT8-CR-L3-FP	DRAWN		MATERIAL		MANUFACTURING ORDER
			ENGR		THK(mm)		
A			CHECKED		WT(kg)		
REV ID	DATE	REVISION DESCRIPTION	SPECIFICATIONS		SCALE		



NOTES:

- (1) MAKE SURE THE TEMPLATE IS HORIZONTAL BEFORE POLE INSTALLATION
- (2) REMOVE THE TOP TEMPLATE AND LET THE BASEPLATE SIT ON THE NUTS DIRECTLY WHILE INSTALLING POLE
- (3) ANCHOR BOLTS AND TEMPLATE ARE GALVANIZED
- (4) ANCHOR BOLT TO BE PROVIDED UNASSEMBLED AND INSTALLED ON-SITE.



detail of template

DIMON
Technology

DIMON Technology Ltd.
Tel: 00852-3916 5876
Fax: 00852-21203398
Http: //www.dimontechnology.com
E-mail: gary@dimontechnology.com

CLIENT

TITLE

CX - Climbing pole-8M

		QD211268-OCT8-CR-L3-FB	DRAWN		MATERIAL		MANUFACTURING ORDER
			ENGR		THK(mm)		
A			CHECKED		WT(kg)		
REV ID	DATE	REVISION DESCRIPTION	SPECIFICATIONS		SCALE		