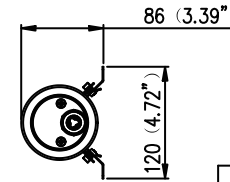
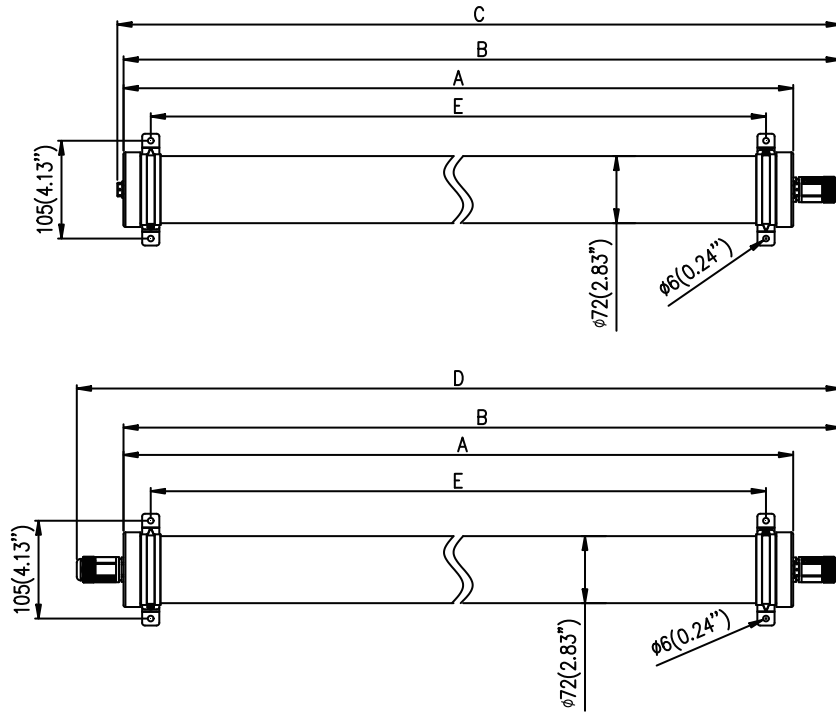



Technical Drawing




MODEL	A		B		C		D		E	
	mm	in	mm	in	mm	in	mm	in	mm	in
20W	600	23.62	650	25.59	656	25.83	700	27.56	542	21.33
40W	1128	44.41	1178	46.38	1184	46.61	1228	48.35	1070	42.12
50W	1390	54.72	1440	56.69	1446	56.93	1490	58.66	1332	52.44
75W	1390	54.72	1440	56.69	1446	56.93	1490	58.66	1332	52.44

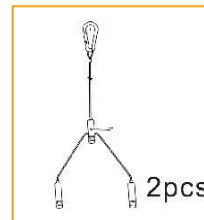
A-Length of the body;
 B-Length of the body with single connector;
 C-Length of the body with single connector and vent;
 D-Length of the body with double connectors;
 E-Length between the bracket installation holes.



Ceiling mounting



Suspension mounting

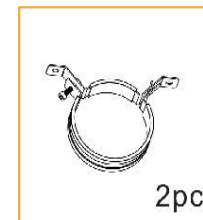


Suspension kit

304 stainless steel, available for 2m long.

Code: SL-L13-01

2pcs



Ceiling mount bracket

316 stainless steel.

Code: BC-L13-01

2pcs

Unit: mm