

## Steel wall mount enclosure

**TIBOX**<sup>®</sup>  
TIANBI ELECTRIC



**DIMON**  
TECHNOLOGY

DIMON Technology Ltd.

Tel: 00852-3916 5876

Fax: 00852-21203398

Http: //www.dimontechnology.com

E-mail: gary@dimontechnology.com

## Steel wall mount enclosure



### Single door wall mount enclosure

#### Supply Include

Enclosure and door ,mounting plate, lock system, gland plate, sealing gasket and fixing accessories.

#### Standard Configuration

Paint finish epoxy polyester powder coating textured finish

Color: RAL 7032 or RAL 7035

Protection degree:IP 66

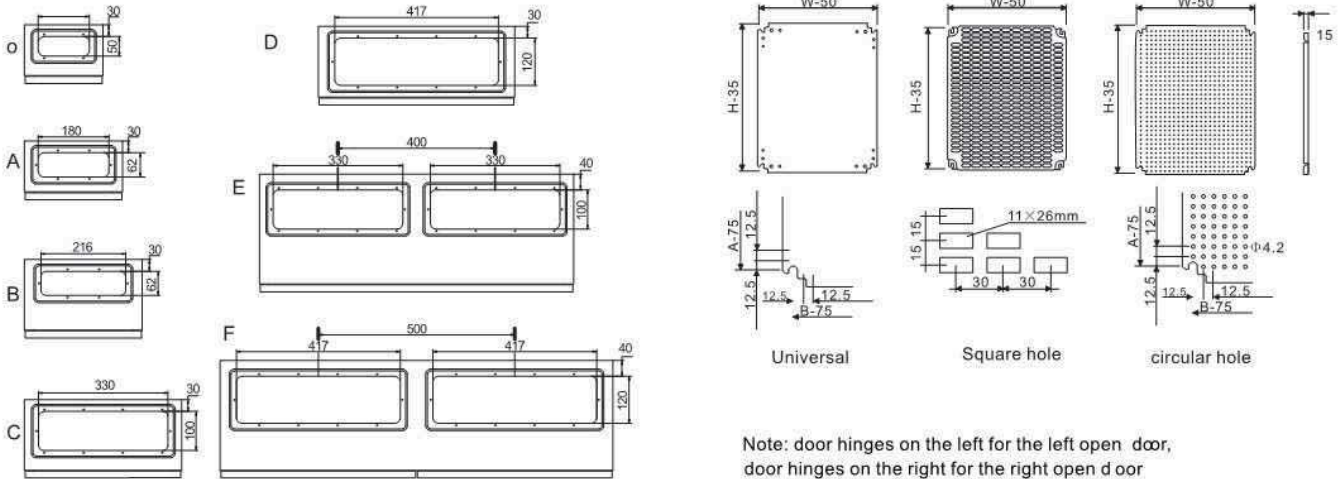
Against mechanical impacts: IK 10

#### Thickness:

Enclosure & door: sheet steel 1.2mm till size  
 ST6 820 then 1.5mm.

#### Mounting p late:

zinc-coated steel 1.5mm till size ST6 820 then 2.0mm



Note: door hinges on the left for the left open door,  
 door hinges on the right for the right open door

### Selection Table

Model	W	H	D(mm)	No. of lock	Gland open
ST2 215	200	200	150	1	O
ST2 2515	200	250	150	1	O
ST25 2515	250	250	150	1	A
ST2 315	200	300	150	1	O
ST25 315	250	300	150	1	A
ST3 315	300	300	150	1	B
ST4 315	400	300	150	1	B
ST3 415	300	400	150	1	B
ST4 415	400	400	150	1	B
ST3 515	300	500	150	1	B
ST4 515	400	500	150	1	B
ST5 515	500	500	150	1	D
ST4 615	400	600	150	2	C
ST5 615	500	600	150	2	D
ST25 320	250	300	200	1	A
ST3 320	300	300	200	1	B
ST4 320	400	300	200	1	B
ST3 420	300	400	200	1	B
ST4 420	400	400	200	1	B
ST6 420	600	400	200	1	D
ST3 520	300	500	200	1	B
ST4 520	400	500	200	1	C

Model	W	H	D(mm)	No. of lock	Gland open
ST5 520	500	500	200	1	D
ST4 620	400	600	200	2	C
ST5 620	500	600	200	2	D
ST5 720	500	700	200	2	D
ST6 720	600	700	200	2	D
ST6 820	600	800	200	2	D
ST8 820	800	800	200	2	E
ST6 1020	600	1000	200	3	D
ST8 1020	800	1000	200	3	E
ST6 1220	600	1200	200	3	D
ST8 1220	800	1200	200	3	E
ST4 425	400	400	250	1	C
ST6 425	600	400	250	1	D
ST4 525	400	500	250	1	C
ST5 525	500	500	250	1	D
ST4 625	400	600	250	2	C
ST6 625	600	600	250	2	D
ST6 625	600	600	250	2	D
ST5 725	500	700	250	2	D
ST6 825	600	800	250	2	D
ST8 825	800	800	250	2	E

Model	W	H	D(mm)	No. of lock	Gland open
ST6 1025	600	1000	250	3	D
ST8 1025	800	1000	250	3	E
ST6 1225	600	1200	250	3	D
ST8 1225	800	1200	250	3	E
ST4 530	400	500	300	1	C
ST4 630	400	600	300	2	C
ST5 630	500	600	300	2	D
ST6 630	600	600	300	2	D
ST5 730	500	700	300	2	D
ST6 830	600	800	300	2	D
ST8 830	800	800	300	2	E
ST6 1030	600	1000	300	3	D
ST6 1230	600	1200	300	3	D
ST8 1030	800	1000	300	3	E
ST8 1230	800	1200	300	3	E
ST8 1430	800	1400	300	3	E
ST6 840	600	800	400	2	D
ST8 840	800	800	400	2	E
ST6 1040	600	1000	400	3	D
ST8 1040	800	1000	400	3	E
ST6 1240	600	1200	400	3	D
ST8 1240	800	1200	400	3	E
ST8 1440	800	1400	400	3	E

## Double door wall mount enclosure Gland box for wall mount enclosure

Tel: 00852-3916 5876  
Fax: 00852-21203398  
Http: //www.dimontechnology.com  
E-mail: gary@dimontechnology.com

**DIMON**  
TECHNOLOGY  
DIMON Technology Ltd.



### Double door wall mount enclosure

#### Supply Include

Enclosure and door with lock system, galvanised mounting plate, gland plate, sealing gasket and fixing accessories.

#### Standard Configuration

Paint finish epoxy polyester powder coating textured finish

Color: RAL 7032 or RAL 7035

Protection degree: IP 55

Against mechanical impacts: IK 10

Thickness:

Enclosure & door: sheet steel 1.5mm.

Mounting plate:

Galvanised sheet steel :2.0mm

#### STD(standard lock K2)

Model	W	H	D(mm)	No.of lock	Gland open
STD8 620	800	600	200	2	E
STD8 625	800	600	250	2	E
STD8 630	800	600	300	2	E
STD8 640	800	600	400	2	E
STD10 620	1000	600	200	2	E
STD10 625	1000	600	250	2	E
STD10 630	1000	600	300	2	E
STD10 640	1000	600	400	2	E
STD12 620	1200	600	200	2	E
STD12 625	1200	600	250	2	E
STD12 630	1200	600	300	2	E
STD12 640	1200	600	400	2	E
STD8 820	800	800	200	2	F
STD8 825	800	800	250	2	F
STD8 830	800	800	300	2	F
STD8 840	800	800	400	2	F
STD10 820	1000	800	200	2	F
STD10 825	1000	800	250	2	F
STD10 830	1000	800	300	2	F
STD10 840	1000	800	400	2	F
STD12 820	1200	800	200	2	F
STD12 825	1200	800	250	2	F
STD12 830	1200	800	300	2	F
STD12 840	1200	800	400	2	F
STD10 1020	1000	1000	200	2	F
STD10 1025	1000	1000	250	2	F
STD10 1030	1000	1000	300	2	F
STD10 1040	1000	1000	400	2	F
STD12 1020	1200	1000	200	2	F
STD12 1025	1200	1000	250	2	F
STD12 1030	1200	1000	300	2	F
STD12 1040	1200	1000	400	2	F
STD10 1220	1000	1200	200	2	F
STD10 1225	1000	1200	250	2	F
STD10 1230	1000	1200	300	2	F
STD10 1240	1000	1200	400	2	F

#### STDD(Rod Centre lock) with lock MS820

Model	W	H	D(mm)	No.of lock	Gland open
STDD8 620	800	600	200	1	E
STDD8 625	800	600	250	1	E
STDD8 630	800	600	300	1	E
STDD8 640	800	600	400	1	E
STDD10 620	1000	600	200	1	E
STDD10 625	1000	600	250	1	E
STDD10 630	1000	600	300	1	E
STDD10 640	1000	600	400	1	E
STDD12 620	1200	600	200	1	E
STDD12 625	1200	600	250	1	E
STDD12 630	1200	600	300	1	E
STDD12 640	1200	600	400	1	E
STDD8 820	800	800	200	1	F
STDD8 825	800	800	250	1	F
STDD8 830	800	800	300	1	F
STDD8 840	800	800	400	1	F
STDD10 820	1000	800	200	1	F
STDD10 825	1000	800	250	1	F
STDD10 830	1000	800	300	1	F
STDD10 840	1000	800	400	1	F
STDD12 820	1200	800	200	1	F
STDD12 825	1200	800	250	1	F
STDD12 830	1200	800	300	1	F
STDD12 840	1200	800	400	1	F
STDD10 1020	1000	1000	200	1	F
STDD10 1025	1000	1000	250	1	F
STDD10 1030	1000	1000	300	1	F
STDD10 1040	1000	1000	400	1	F
STDD12 1020	1200	1000	200	1	F
STDD12 1025	1200	1000	250	1	F
STDD12 1030	1200	1000	300	1	F
STDD12 1040	1200	1000	400	1	F
STDD10 1220	1000	1200	200	1	F
STDD10 1225	1000	1200	250	1	F
STDD10 1230	1000	1200	300	1	F
STDD10 1240	1000	1200	400	1	F



### Gland box

GB series box can be used as the gland box of the ST wall mount enclosure,

Material:sheet steel 1.2mm ,surface finish:epoxy polyester powder coating textured finish Color:RAL7035 or RAL 7032

Model	Size(mm)		
	W	H	D
GB432	300	400	200
GB532	300	500	200
GB632	300	600	200
GB8325	300	800	250
GB4252	250	400	200
GB5252	250	500	200
GB6252	250	600	200
GB82525	250	800	250
GB422	200	400	200
GB522	200	500	200
GB1033	300	1000	300

more size to be request to the clients

# Toughened glass door wall mount enclosure Inner door wall mount enclosure Toughened glass door+inner door wall mount enclosure

Tel: 00852-3916 5876  
Fax: 00852-21203398  
Http: //www.dimontechnology.com  
E-mail: gary@dimontechnology.com

**DIMON**  
TECHNOLOGY  
DIMON Technology Ltd.



## Plexiglass door wall mount enclosure(STP)

Supply include: enclosure and door with glass ,with lock system, galvanised mounting plate, gland plate, sealing gasket and fixing accessories.

Color: RAL 7032 or RAL 7035,paint finish epoxy polyester powder coating textured finish

Protection degree: IP 66 Against mechanical impacts:IK10

Thickness: enclosure & door : sheet steel 1.2mm till size STP6 820 then 1.5mm, mounting plate:galvanised steel 1.5mm till size STP6 820 then 2.0mm, plexiglass door 4.0mm

Model	W × H × D(mm)	No.of lock
STP3 415	300×400×150	1
STP3 420	300×400×200	1
STP4 315	400×300×150	1
STP4 420	400×400×200	1
STP4 520	400×500×200	1
STP4 620	400×600×200	2
STP5 520	500×500×200	1
STP5 720	500×700×200	2
STP5 725	500×700×250	2
STP6 420	600×400×200	1

Model	W × H × D(mm)	No.of lock
STP6 620	600×600×200	2
STP6 625	600×600×250	2
STP6 630	600×600×300	2
STP6 820	600×800×200	2
STP6 825	600×800×250	2
STP6 830	600×800×300	2
STP6 1230	600×1200×300	3
STP8 830	800×800×300	2
STP8 1030	800×1000×300	3
STP8 1230	800×1200×300	3



## Inner door wall mount enclosure(STI)

Supply include: enclosure and door & inner door ,with lock system, galvanised mounting plate, gland plate, sealing gasket and fixing accessories.

Color: RAL 7032 or RAL 7035,paint finish epoxy polyester powder coating textured finish

Protection degree: IP 66 Against mechanical impacts:IK10

Enclosure, door & inner door: sheet steel 1.2mm till size STI6 820 then 1.5mm, mounting plate:galvanised steel 1.5mm till size STI6 820 then 2.0mm, inner door 1.2mm

Model	W × H × D(mm)	No.of lock
STI3 415	300×400×150	1
STI3 420	300×400×200	1
STI4 315	400×300×150	1
STI4 420	400×400×200	1
STI4 520	400×500×200	1
STI4 620	400×600×200	2
STI5 520	500×500×200	1
STI5 720	500×700×200	2
STI5 725	500×700×250	2
STI6 420	600×400×200	1

Model	W × H × D(mm)	No.of lock
STI6 620	600×600×200	2
STI6 625	600×600×250	2
STI6 630	600×600×300	2
STI6 820	600×800×200	2
STI6 825	600×800×250	2
STI6 830	600×800×300	2
STI6 1230	600×1200×300	3
STI8 830	800×800×300	2
STI8 1030	800×1000×300	3
STI8 1230	800×1200×300	3



## Toughened glass door + inner door wall mount enclosure(STIP)

Supply include: enclosure and door with glass,inner door,with lock system, galvanised mounting plate,gland plate, sealing gasket and fixing accessories.

Color: RAL 7032 or RAL 7035,paint finish epoxy polyester powder coating textured finish

Protection degree: IP 66 Against mechanical impacts:IK10

Enclosure & door sheet steel 1.2mm till size STIP6 820 then 1.5mm, mounting plate:zinc-coated steel 1.5mm till size STIP6 820 then 2.0mm, plexiglass door 4.0mm, inner door: 1.2mm

Model	W × H × D(mm)	No.of lock
STIP3 415	300×400×150	1
STIP3 420	300×400×200	1
STIP4 315	400×300×150	1
STIP4 420	400×400×200	1
STIP4 520	400×500×200	1
STIP4 620	400×600×200	2
STIP5 520	500×500×200	1
STIP5 720	500×700×200	2
STIP5 725	500×700×250	2
STIP6 420	600×400×200	1

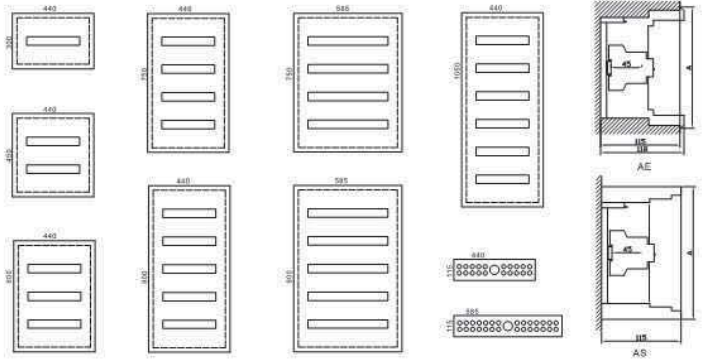
Model	W × H × D(mm)	No.of lock
STIP6 620	600×600×200	2
STIP6 625	600×600×250	2
STIP6 630	600×600×300	2
STIP6 820	600×800×200	2
STIP6 825	600×800×250	2
STIP6 830	600×800×300	2
STIP6 1230	600×1200×300	3
STIP8 830	800×800×300	2
STIP8 1030	800×1000×300	3
STIP8 1230	800×1200×300	3

more size to be request to the client



**MCB box surface type or flush type**

AS & AE series boxes are TIBOX specially designed for MCBs. This kind of surface & flush mounting boxes can assemble 16P & 24P MCBs each row, knock-outs provided on all sides  
 Material: Sheet steel 1.0mm  
 Protection degree: IP54  
 Surface finish: epoxy polyester powder coating textured finish  
 Color: RAL 7035  
 Supply include: body with din rails, front frame & door with lock system pack: 1 piece.



Surface type	DOOR(mm)			ROW	NO. of breakers
	W	H	D		
AS1 16	440	300	115	1	×16P
AS2 16	440	450	115	2	×16P
AS3 16	440	600	115	3	×16P
AS4 16	440	750	115	4	×16P
AS5 16	440	900	115	5	×16P
AS6 16	440	1050	115	6	×16P
AS4 24	585	750	115	4	×24P
AS5 24	585	900	115	5	×24P

Flush type	DOOR(mm)			ROW	NO. of breakers
	W	H	D		
AE1 16	465	325	115	1	×16P
AE2 16	465	475	115	2	×16P
AE3 16	465	625	115	3	×16P
AE4 16	465	775	115	4	×16P
AE5 16	465	925	115	5	×16P
AE6 16	465	1075	115	6	×16P
AE4 24	610	775	115	4	×24P
AE5 24	610	925	115	5	×24P



**MCB box surface type**

AS series boxes are TIBOX specially designed for MCBs. This kind of surface mounting boxes can assemble 13P & 18P MCBs each row, surface mounting conforming to IP54, knock-outs provided on all sides

Material: Sheet steel 1.0mm  
 Surface finish: epoxy polyester powder coating textured finish  
 Color: RAL 7035  
 Supply include: body with din rails, front frame & door with lock system, earth wire pack: 1 piece, protection degree: IP54  
 Lock model: MS720-1H

Surface type	DOOR(mm)			ROW	NO. of breakers
	W	H	D		
AS1 13	355	275	110	1	×13P
AS2 13	355	380	110	2	×13P
AS3 13	355	530	110	3	×13P
AS4 13	355	680	110	4	×13P
AS5 13	355	830	110	5	×13P
AS1 18	455	275	110	1	×18P
AS2 18	455	380	110	2	×18P
AS3 18	455	530	110	3	×18P
AS4 18	455	680	110	4	×18P
AS5 18	455	830	110	5	×18P



## MCB box Telephone box

Tel: 00852-3916 5876  
Fax: 00852-21203398  
Http: //www.dimontechnology.com  
E-mail: gary@dimontechnology.com

**DIMON**  
TECHNOLOGY  
DIMON Technology Ltd.



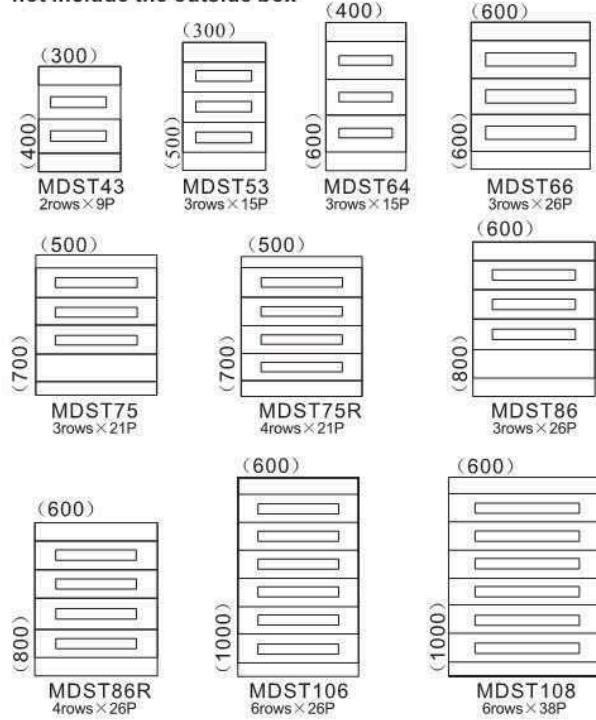
### Modular kit for steel wall mount box

MDST modular kit boxes are TIBOX specially designed for MCBS. This kind of surface mounting boxes can assemble 9P & 15P, 21P, 26P, 38P MCBs each row, or adjust by your own.  
Material: Sheet steel 1.2mm

Surface finish: epoxy polyester powder coating textured finish  
Color: RAL 7035 OR RAL 7032

Model: MDST

Supply include: MDST modular kit pack: 1 piece  
**not include the outside box**



MODEL	DOOR (mm)		No. of breakers	Breakers qty PCS	No. of rows
	W	H			
MDST43	300	400	2rows × 9P	18	2
MDST54	400	500	3rows × 15P	45	3
MDST64	400	600	3rows × 15P	45	3
MDST66	600	600	3rows × 26P	78	3
MDST75	500	700	3rows × 21P	60	4
MDST75R	500	700	4rows × 21P	80	4
MDST86	600	800	3rows × 26P	78	4
MDST86R	600	800	4rows × 26P	104	4
MDST106	600	1000	6rows × 26P	158	6
MDST108	800	1000	6rows × 38P	222	6



### Telephone enclosure


TE enclosure are designed to standard telephone connectors used for domestic and commercial application. Flush or surface mounting conforming to IP41. Made out of high quality steel sheet, knock-outs provided on all sides, adjustable zinc mounting plate, with cam key lock

Color: RAL 7035

Thickness: 1.0mm, protection degree: IP54

Model	W(mm)	H(mm)	D(mm)	CONNECTION PAIRS	Description
TE2323	230	230	100	10 TO 40	Surface Type
TEF2323	230	230	100	10 TO 60	Flush type
TE3033	330	300	100	10 TO 70	Surface Type
TEF3033	330	300	100	10 TO 80	Flush type
TE3752	520	370	100	10 TO 140	Surface Type
TEF3752	520	370	100	10 TO 160	Flush type
TE5262	620	520	100	10 TO 420	Surface Type

### Plastic cover for MCB box



Model: MC09

MC18

Molded plastic cover to be used in MCB enclosure to cover the holes, to avoid dust and water inside the MCB enclosure

MC09 9mm long 1/2P

MC18 18mm long 1P



### TL-G series - with gland hole

Supply Include: Enclosure & cover (sheet steel 1.2mm), sealing gasket and fixing accessories, Gland holes & gland plates  
 Paint finish: epoxy polyester powder coating textured finish Color: RAL7032 or RAL7035  
 Protection degree: IP66 Against mechanical impacts: IK10  
 galvanised mounting plate to be supplied separately, see Page 08...

Model	W × H × D(mm)
TL301512-G	300×150×120
TL302012-G	300×200×120
TL303012-G	300×300×120
TL402012-G	400×200×120
TL404012-G	400×400×120
TL502012-G	500×200×120

Model	W × H × D(mm)
TL503012-G	500×300×120
TL602012-G	600×200×120
TL603012-G	600×300×120
TL604012-G	600×400×120
TL802012-G	800×200×120
TL804012-G	800×400×120



### TL series - No gland hole

Supply Include: Enclosure & cover (sheet steel 1.2mm), sealing gasket and fixing accessories, Paint finish: epoxy polyester powder coating textured finish Color: RAL7032 or RAL7035  
 Protection degree: IP66 Against mechanical impacts: IK10  
 galvanised mounting plate to be supplied separately, see Page 08...

Model	W × H × D(mm)
TL15158	150×150×80
TL151512	150×150×120
TL201512	200×150×120
TL20208	200×200×80
TL30158	300×150×80
TL301512	300×150×120

Model	W × H × D(mm)
TL30208	300×200×80
TL302012	300×200×120
TL401512	400×150×120
TL40208	400×200×80
TL403012	400×300×120
TL404012	400×400×120

Model	W × H × D(mm)
TL502012	500×200×120
TL503012	500×300×120
TL602012	600×200×120
TL603012	600×300×120
TL802012	800×200×120
TL804012	800×400×120



### TB series 180° hinges with lock system

Supply Include: Enclosure with gland holes, cover with sealing gasket and fixing accessories, lock system Paint finish: epoxy polyester powder coating textured finish.  
 Color: RAL7032 or RAL7035 Protection degree: IP66 Against mechanical impacts: IK10  
 galvanised mounting plate to be supplied separately, see Page 08...

Model	W × H × D(mm)
TB15158	150×150×80
TB15308	150×300×80
TB20208	200×200×80
TB20308	200×300×80
TB20408	200×400×80
TB151512	150×150×120
TB153012	150×300×120
TB202012	200×200×120

Model	W × H × D(mm)
TB203012	200×300×120
TB204012	200×400×120
TB205012	200×500×120
TB303012	300×300×120
TB304012	300×400×120
TB3040155	300×400×155
TB3060155	300×600×155
TB3080155	300×800×155



### TBS series 180° hinges with hinges

Supply Include: Enclosure with gland holes, cover with sealing gasket and fixing accessories  
 Paint finish: epoxy polyester powder coating textured finish. Color: RAL7032 or RAL7035  
 Protection degree: IP66 Against mechanical impacts: IK10  
 galvanised mounting plate to be supplied separately, see Page 08...

Model	W × H × D(mm)
TBS15158	150×150×80
TBS15308	150×300×80
TBS20208	200×200×80
TBS20308	200×300×80
TBS20408	200×400×80

Model	W × H × D(mm)
TBS151512	150×150×120
TBS153012	150×300×120
TBS202012	200×200×120
TBS203012	200×300×120
TBS204012	200×400×120

Model	W × H × D(mm)
TBS205012	200×500×120
TBS303012	300×300×120
TBS304012	300×400×120
TBS3040155	300×400×155
TBS3060155	300×600×155

more size to be request to the clients

## Accessories of wall mount enclosure

### Metal lock



### Rain-proof cover for lock



Lock transformations to zinc alloy insert triangle and square options

### Locks



### Plinth for wall mount enclosure

100mm high plinth can be used for ST boxes. Material: sheet steel Color: RAL 6022



Model	Cabinet size(mm)	
	W	D
TT42	400	200
TT52	500	200
TT62	600	200
TT82	800	200
TT102	1000	200
TT122	1200	200

Model	Cabinet size(mm)	
	W	D
TT425	400	250
TT525	500	250
TT625	600	250
TT825	800	250
TT1025	1000	250
TT1225	1200	250

Model	Cabinet size(mm)	
	W	D
TT43	400	300
TT53	500	300
TT63	600	300
TT83	800	300
TT103	1000	300
TT123	1200	300

more size to be request to the clients

### Earth wire for enclosure



Model	S(mm <sup>2</sup> )	Length(mm)	Diameter of rings(mm)
TJ-CM6130	6	130	6.4
TJ-CM6160	6	160	6.4
TJ-CM6168	6	160	8.3
TJ-CM1025	10	250	6.4
TJ-CM2535	25	350	8.3

### Canopy (roof)

Recommended for outdoor installation.-Manufactured in 1.2mm sheet steel.

Surface finish:TIBOX standard cycle thermosetting epoxy polyester powder coating in textured for outdoor installation.

we suggest a specific painting Color: RAL 7032 or RAL 7035



Model	For box size(mm)	
	W	D
TT1 03	300	150
TT2 03	300	200
TT0 04	400	150
TT1 04	400	200
TT2 04	400	250
TT3 04	400	300
TT0 05	500	150
TT1 05	500	200
TT2 05	500	250

Model	For box size(mm)	
	W	D
TT3 05	500	300
TT0 06	600	200
TT1 06	600	250
TT2 06	600	300
TT3 06	600	400
TT0 08	800	200
TT1 08	800	250
TT2 08	800	300
TT3 08	800	400


more size to be request to the clients



## Accessories of wall mount enclosure

### Door rail (crosspiece for door)

To be fixed on the vertical rail of the door to simplify fixing of cable ducts. Manufactured in 1.2mm sheet steel. Zinc plated passivated with 4.2mmdiameter holes punched in 25mm pinch patten.Pack: 1piece with fixing material



Model	Width(mm)
	Box
WC001	300
WC002	400
WC003	500
WC004	600
WC005	800



WA 060

### Door stop : WA060

Holds the door at 90° to avoid accidental closing. Manufactured in 2mm and 3mm sheet steel zinc plated passivated can be used on ST boxes till size ST6 820. Screw M6X12 2pcs,nut M6 2pcs  
 Pack of 1 piece with fixing material  
 Model: WA 060



WA 080

### Upright post fixing : WA 080

Model: WA 080  
 WA 080 can be used to fix the wall mount enclosure onto upright posts easily, the width of the boxes should be no more than 600mm  
 Material: sheet steel, galvanized steel  
 Packing: 2pcs/set per pack(include 4pcs nuts & bolts)  
 Length of belt 600mm



WC 010

### Wall mount bracket : WC 010

Manufactured in 4mm sheet steel zinc plated passivated.  
 Pack of 4 pieces with fixing material  
 Model: WC 010  
 For box model ST,STI,STIP,STIP wall mount enclosure

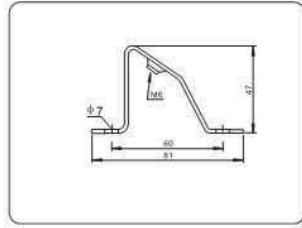


WTC 010

### Wall mount bracket: WTC 010

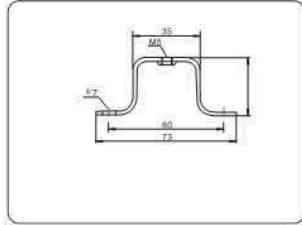
Manufactured in 4mm sheet steel zinc plated passivated  
 Pack of 4 picces with fixing material  
 For the box model TB,TL,TBS,TL-G terminal box  
 Package:4pcs/set  
 Model: WTC 010

## Accessories of wall mount enclosure



### WL02 45° bracket

WL 02 brackets can be used to slope the DIN rails into 45,  
 1 pack of 20 pieces  
 Model: WL 02

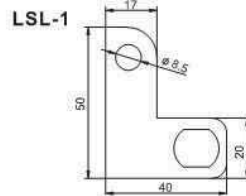


### WS02 bracket

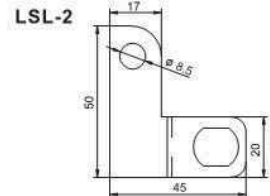
WS 02 brackets can be used to upraise the DIN rails,  
 1 pack of 20 pieces  
 Model: WS 02




### Limited switch for light



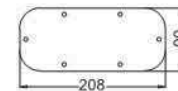
Pack: 1 piece  
 Model: LSL-1, for box without door frame



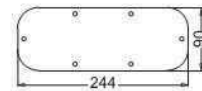
Pack: 1 piece  
 Model: LSL-2, for box with door frame



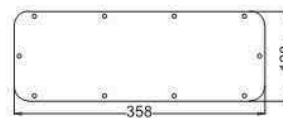
### Plastic gland plate



Model: PGP-A  
 for box WidthXDepth 250X150mm



Model: PGP-B  
 for box WidthXDepth 300X150/200mm



Model: PGP-C  
 for box WidthXDepth 400X200/250mm

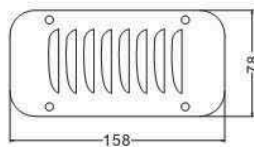


Model: PGP-D  
 for box WidthXDepth 500X200/250mm

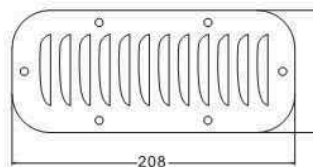


### Louver plates(ventilation plate)

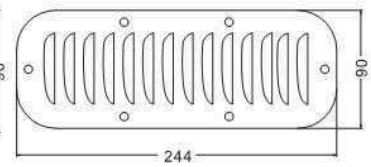
To be fitted on any surface of the enclosure for internal ventilation. Supply include 1 piece louver plate & fixing material, gasket Colour RAL7032 textured finish



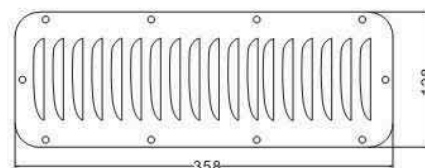
Model: GP-O



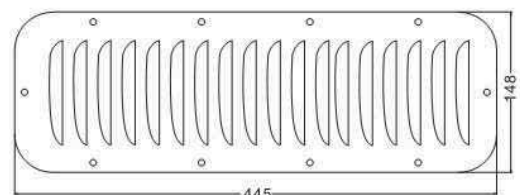
Model: GP-A



Model: GP-B



Model: GP-C



Model: GP-D

unit:mm

