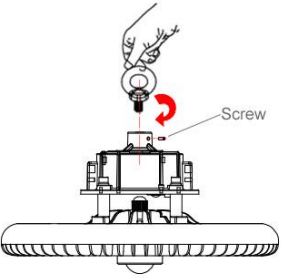
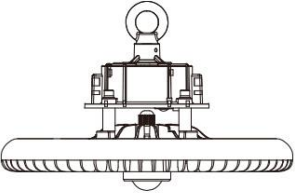
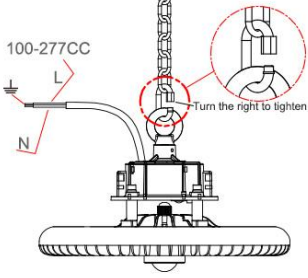
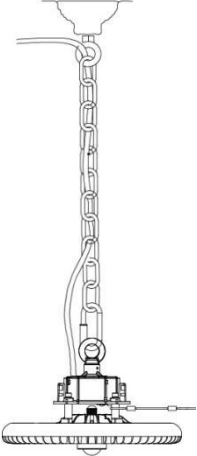
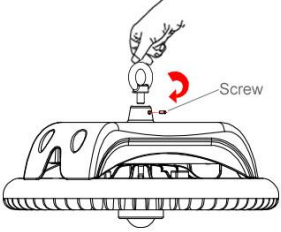
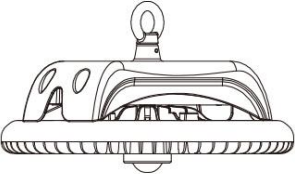
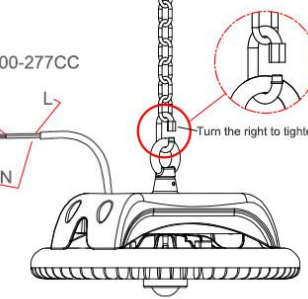
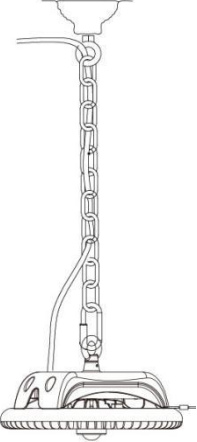
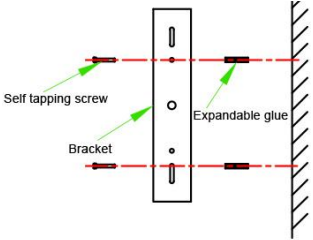
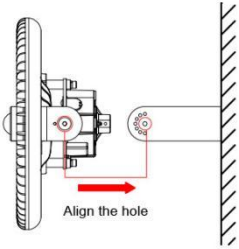
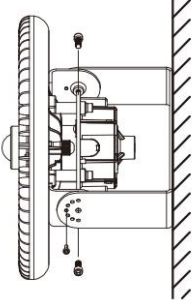
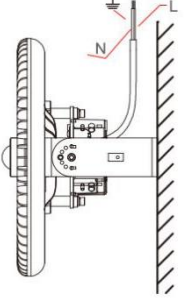


Installation

<p>Circular Power Supply</p> 		 <p>100-277CC</p> <p>Turn the right to tighten</p>	
<p>Install the ring and tighten the screws</p>		<p>Hang on the hook and connect the power cord</p>	
<p>Strip-shaped Power Supply</p> 		 <p>100-277CC</p> <p>Turn the right to tighten</p>	
<p>Install the ring and tighten the screws</p>		<p>Hang on the hook and connect the power cord</p>	
<p>Bracket installation</p>  <p>Self tapping screw</p> <p>Bracket</p> <p>Expandable glue</p>	 <p>Align the hole</p>		
<p>Mounting bracket</p>	<p>Align the with the hole</p>	<p>Install screws</p>	<p>Connect the power cord</p>