
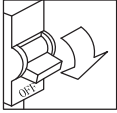
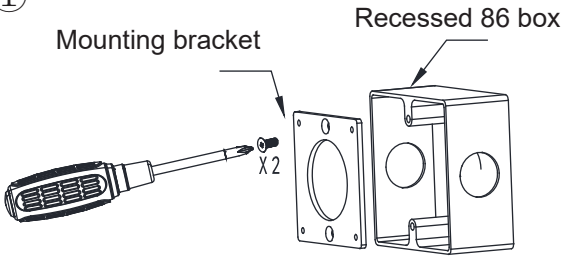


Fixture Type: Blue Beam System PIYAD Series

Please read the instruction manual carefully before commencing installation and retain for future reference; Please switch off the electricity at the mains before installation and operated by professional personnel.

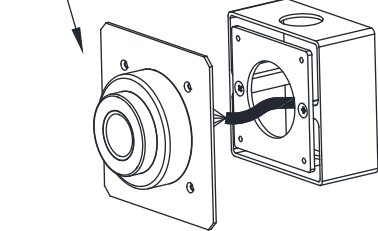
①



Mounting bracket Recessed 86 box

Install bracket to box

②



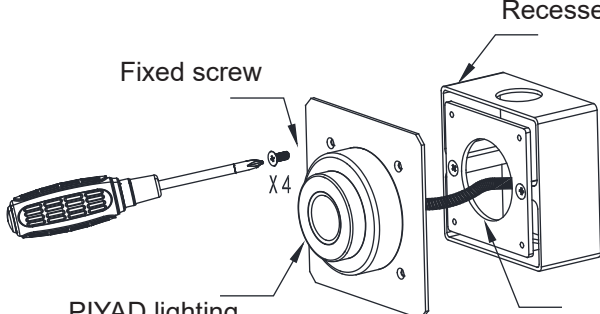
PIYAD lighting

Lighting terminal label

DC12V+		DC12V+	
DATA-		DMX -	DMX signal and DC12V power cable from controller box
DATA+		DMX +	
IP Input			
IP Output			
DC12V-		DC12V-	

Connect DMX signal and DC12V power cable to lighting according to label.

③



Fixed screw Recessed 86 box

PIYAD lighting Mounting bracket

Please pay attention to the lighting fixture DMX address.

Install lighting to the bracket.

*For more details, refer to PIYAD data sheet.