








FLAYE

40W-240W IP66



LED Flood Light IP66. The fixture coated with electrophoresis and powder for excellent anti-corrosion performance. And the bracket surface adopts HDG (hot-dip galvanizing) technology which provide strong corrosion. It is durable with great performance. With SPD protection, it also goes through rigorous test which reaches excellent IP66 and IK08 rating.
Die-cast aluminium. separate electric housing with super white tempered glass.
Galvanized steel plate. Surface anti-ageing electrostatic spray processing, super resistance to corrosion.
Many different optical lens and reflector to distribute Asymmetric & symmetric beam angle.
Lye fitting joint design to adjustable installation angle.
Stream line design, fashion outlook and not easy to accumulate water. The vent avoid internal fogging and frosting.

Technical Data

Luminaire Type-安裝方式-Tipo de luminaria	Pole Mounting / Bracket Mounting 杆安裝/支架安裝 Montaje / poste de montaje del soporte
Power Consumption with LED Driver LED燈具包括LED驅動電源功率 Consumo de energía con controlador de LED	• 40W 60W 80W 100W 120W • 150W 180W 200W 240W
Input Voltage / 輸入電壓/Voltaje de entrada	100-240 VAC / 100-277 VAC
Control 控制Control	SW -ON/OFF Dali Control 0-10V Control Zigbee Wireless Control
Power Factor / 功率因數/Factor de potencia	PF>0.90
Total Harmonic Distortion/總諧波失/Distorsión armónica total	THD<18%
Protection Against Surges/防護措施/PROTECCIÓN CONTRA LAS PROMOCIONES:	6kV line-line 10kV line-earth
Light Source Brand-光源品牌-Fuente de luz de marca	Luminleds -- Blue Light Risk Group of LED Flood Light : RG1 (Risk Group 1)
"Lumen Maintenance LM-80 Reported by TM-21"	• L70(10k) > 115,000hrs @240W L70(10k) > 193,000hrs @200W • L70(10k) > 210,000hrs @180W L70(10k) > 196,000hrs @150W • L70(10k) > 226,000hrs @120W &100W L70(10k) > 217,000hrs @80W • L70(10k) > 481,000hrs @60W & 40W
LED Life-LED壽命-La vida del LED	>50,000 hours
Color Temperature色溫 Temperatura y color	3000K 4000K 5000K
Color Rendering Index-顯色指數 Índice de reproducción cromática	>70 >80
MacAdam Ellipses Binning 麥克亞當橢圓分級 Mac Adam binning elipse	Standard Deviation Colour Matching < 3 SDCM 標準偏差配色< 3 SDCM Coincidencia de color estándar Desviación < 3 SDCM
Beam Angle光束角ángulo de haz	AS01 AS02 AS03 AS04 AS05 AS06 AS07 AS08
Luminaire Efficacy 燈具效率 La eficacia de la luminaria	• 125 Lm/w(3000K) @CRI >70 ; 120 Lm/w(3000K) @CRI >80 • 130 Lm/w(4000K) @CRI >70 ; 125 Lm/w(4000K) @CRI >80 • 135 Lm/w(5000K) @CRI >70 ; 130 Lm/w(5000K) @CRI >80
LED Source Luminous Efficacy LED光源光效 Fuente luminosa LED Eficacia	• 143 Lm/w(3000K) @CRI >70 ; 134 Lm/w(3000K) @CRI >80 • 163 Lm/w(4000K) @CRI >70 ; 143 Lm/w(4000K) @CRI >80 • 171 Lm/w(5000K) @CRI >70 ; 153 Lm/w(5000K) @CRI >80
Housing materials 外殼材料 Materiales de la carcasa	Die-cast aluminium and Tempered glass 壓鑄鋁和鋼化玻璃 Die fundición de aluminio y vidrio templado
Housing Color 外殼顏色 color de la carcasa	Polyester powders Coating--Matte Black 聚酯粉末塗料--啞光黑色 Polvos de poliéster Revestimiento--Matte Black
Ingress Protection-防護等級 Protección de ingreso	IP66 - (IEC 60529)
Mech impact protection 機械衝擊保護 Protección contra impactos mecánicos	IK08
Operating Temperature Range / 工作溫度範圍 Rango de temperatura de funcionamiento	-30 °C / +50 °C
Storage Temperature 儲藏溫度 Temperatura de almacenamiento	-40 °C / +70 °C
Operating Humidity -工作濕度 Humedad de funcionamiento	0~90%, non-condensing-不結霜 sin condensación
Dimension 尺寸 Dimensión	• 40W @ 314x240x63 mm • 60W & 80W & 100W @ 418x330x77 mm • 120W & 150W @ 451x330x77 mm • 180W & 200W @ 494x395x87 mm • 240W @ 567x465x97 mm
Net Weight 淨重 Peso Neto	• 40W @ 2.6kg • 60W & 80W & 100W @ 3.9kg • 120W & 150W @ 4.5kg • 180W & 200W @ 6.3kg • 240W @ 9.5kg
Certificate Standard Complied 符合安規標準 estándar certificado de cumplimiento	LED Luminaries: IEC / EN 60598-1;IEC/EN 60598-2-5; IEC TR62778 IEC62471 (RG1); IEC 62031; EN62493 RoHS LED Driver: IEC/EN 61347-1; IEC/EN 61347-2-13; IEC/EN 62384; IEC/EN 61000-3-2; IEC/EN 61000-3-3;IEC/EN61574;EN 55015
Certification-認證-Certificación	      

Project	Fixture#	Date
		Firm



Ordering Information

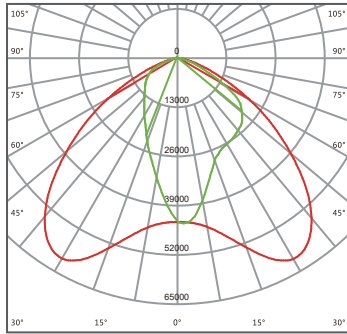
Choose the option that suits your need and write its corresponding code on the appropriate line to form the product code.

Example product code: [FLAYE-100W](#)

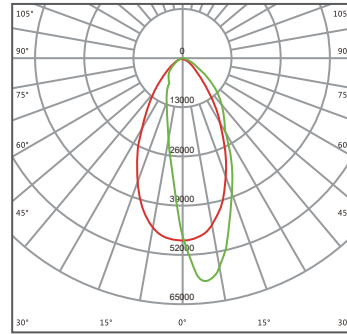
FLAYE - - _____
 POWER
 CONSUMPTION

POWER CONSUMPTION	
Code	Description
40W	40W
60W	60W
80W	80W
100W	100W
120W	120W
150W	150W
180W	180W
200W	200W
240W	240W

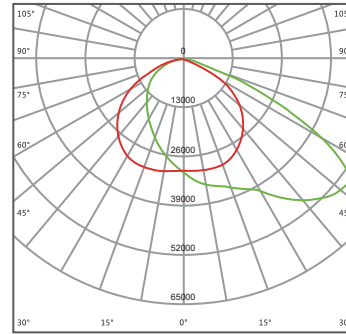
BEAM ANGLE



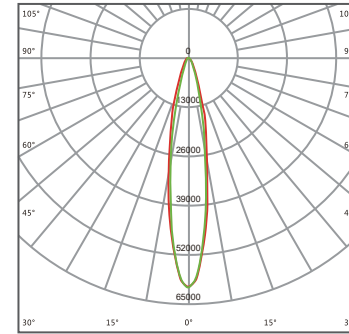
AS01



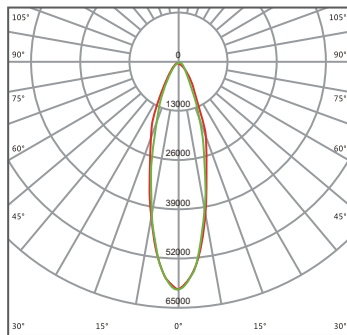
AS02



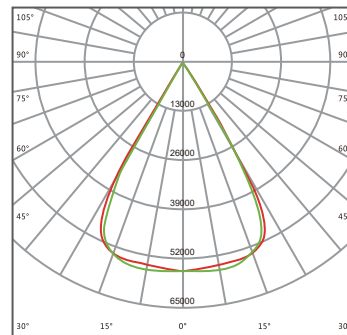
AS03



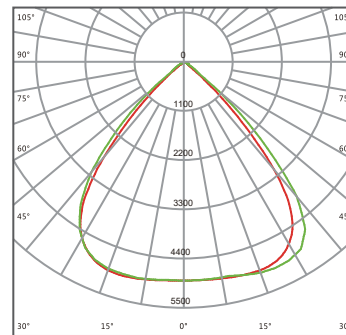
AS04



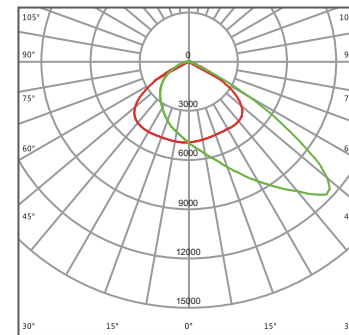
AS05



AS06

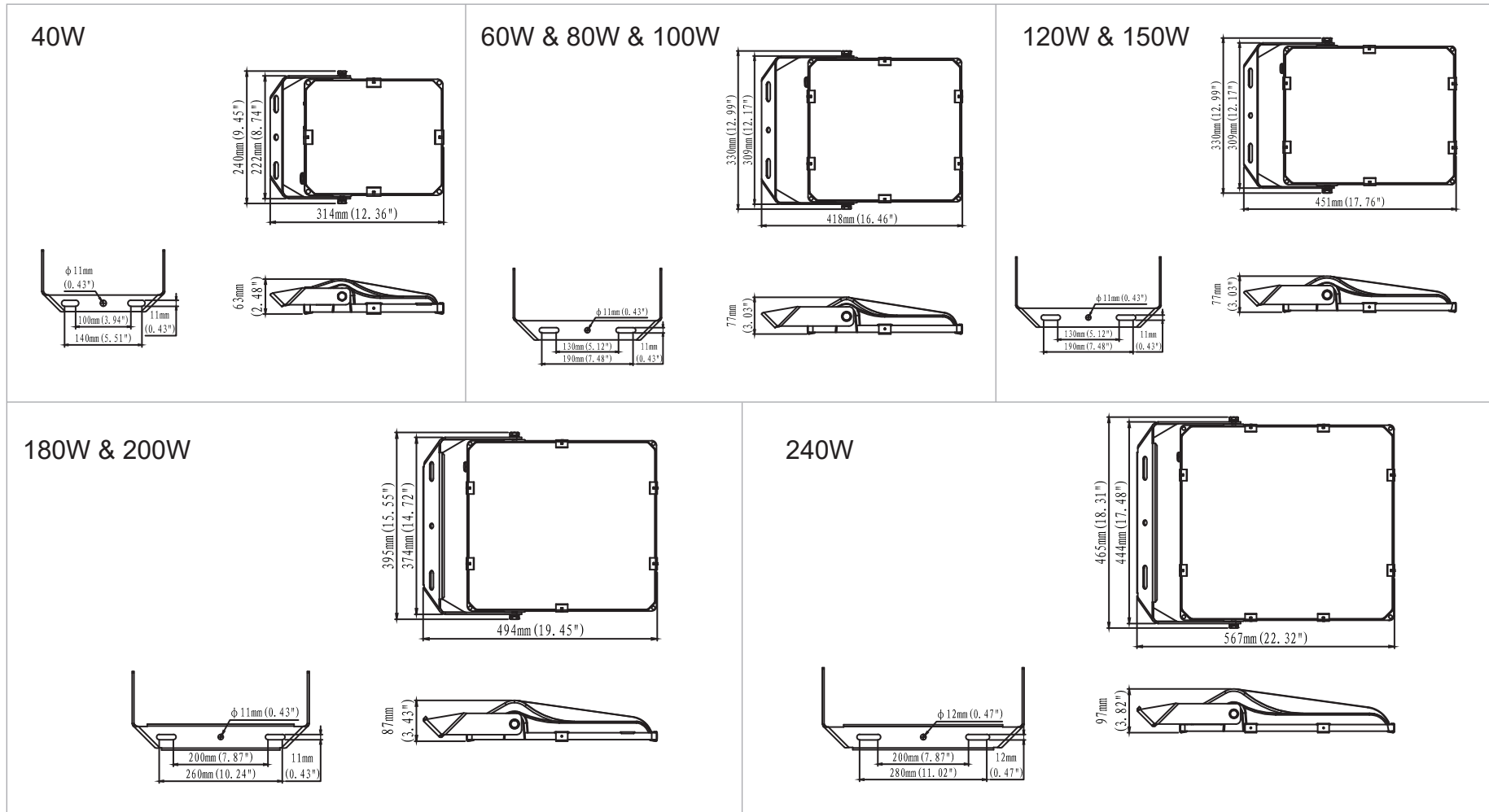


AS07



AS08

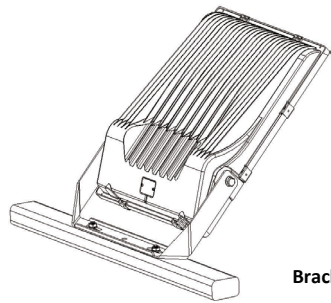
Technical Drawing



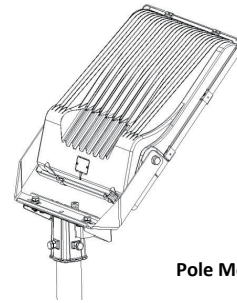
Unit: mm

ACCESSORIES

Mounting Type



Bracket Mounting



Pole Mounting

Accessories



42mm pole mounting adapter



60mm pole mounting adapter



76mm pole mounting adapter



Protective wire mesh

Unit: mm