










LABIYA

W362xH:90mm 8W/m Max IP67



- Material: Aluminum alloy housing and high strength tempered frosted glass,
- House finished with UV Resistant powder coating for Anti-corrosion Protection.
- High-level mechanical impact protection IK10 and IP67 Ingress Protection.
- Waterproof: Original triple structure with glue waterproof patent,private mold water-proof connector and reliable waterproof performance, up to IP68;

Technical Data

Luminaire Type/ 安裝方式 / Tipo de luminaria	Recessed In-Ground Type 內嵌式埋地燈 Tipo empotrado en el suelo y ángulo		
Power Consumption Max 燈具功率 Consumo de energía Max	L:300 mm : 2W L:500 mm : 4W L:1000mm : 8W	3W 5W 10W	
Input Voltage / 輸入電壓 Voltaje de entrada	DC24V		
LED Driver Type LED驅動款式 Tipo de controlador LED	Remoted-type LED Driver--Refer to LED driver specification 請參閱LED驅動器規格 Consulte la especificación de controlador de LED 1. ON/OFF Switch AC100-240V 50/60HZ 2. 1-10V Dimming Driver AC100-240V 50/60HZ 3. Dali Dimming Driver AC100-240V 50/60HZ 4. DMX Driver AC100-240V 50/60HZ 5. RDM Driver AC100-240V 50/60HZ		
Pixels & DMX Channels 像素和DMX 通道 Píxeles y canales DMX	1Pixel (1 DMX Channel @ Mono; 3 DMX Channel @ RGB; 4 DMX Channel @ RGBW) 2 DMX Channel @Tunable-White		
Control Protocol/控制協議 Protocolo de Control	1-10V / Dali/ DMX 512 / RDM		
Beam Angle/光束角ángulo de haz	120°		
Light Source Brand/光源品牌 Fuente de luz de marca	CREE		
"Lumen Maintenance LM-80 Reported by TM-21"	L90(10k) = 50,700 hrs / L80(10k) > 63,500 hrs / L70(10k) > 63,500 hrs		
LED Life/LED壽命La vida del LED	>60,000 hours		
Color Temperature / 色溫 Temperatura del color	MONO:2700K / 3000K / 4000K / 5000K / 6500K RGBW (White: O: 2700K W: 3000K N: 4000K D:5000K C: 6500K) RGB Tunable White (2700K to 6500K)		
Color Rendering Index/顯色指數 Índice de reproducción cromática	>80@White Color / >90@White Color		
MacAdam Ellipses Binning 麥克亞當橢圓分級 Mac Adam binning elipse	Standard Deviation Colour Matching < 3 SDCM 標準偏差配色 < 3 SDCM Coincidencia de color estándar Desviación < 3 SDCM		
Luminaire Efficacy 燈具效率 La eficacia de la luminaria	40 Lm/W @ RGBW 40 Lm/w @ 2700K 60 Lm/w@5000K	30 Lm/w@ RGB 40 Lm/w @ 3000K 60 Lm/w@5700K	50 Lm/w @ CTA Tunable White 50 Lm/w@4000K 60 Lm/w@6500K
LED Source Luminous Efficacy LED光源光效 Fuente luminosa LED Eficacia	100 Lm/W @ RGBW 120 Lm/w @ 2700K 140 Lm/w@5000K	90 Lm/w@ RGB 120 Lm/w @ 3000K 140 Lm/w@5700K	130 Lm/w @ CTA Tunable White 130 Lm/w@4000K 140 Lm/w@6500K
Housing materials/外殼材料 Materiales de la carcasa	Aluminum alloy housing and tempered frosted glass 鋁合金外殼和鋼化磨砂玻璃 Carcasa de aleación de aluminio y vidrio esmerilado templado		
Housing Color/ 外殼顏色 Color de la carcasa	Powder Coated in Silver Grey- UV Resistant powder coating for Anti-corrosion Protection 銀灰色粉末塗料 (抗紫外線和抗腐蝕) Recubrimiento en polvo en gris plateado - Recubrimiento en polvo resistente a los rayos UV para protección anticorrosión Tailor-made/客制生產-Hecho a medida		
Ingress Protection/ 防護等級 Protección de ingreso	• IP67 • IP68		
Mech impact protection 機械衝擊保護 Protección contra impactos mecánicos	IK10		
Operating Temperature Range / 工作溫度範圍 Rango de temperatura de funcionamiento	-30 °C / +50 °C / -22 °F / +122 °F		
Operating Humidity -工作濕度 Humedad de funcionamiento	0~90%, non-condensing-不結霜 sin condensación		
Optional accessories 可選配件 Accesorios Opcionales	Embedded Stainless Steel Recessed box W: 42xH: 85 x L:XXXmm 嵌入式不銹鋼暗盒 W:42xH:85 x L:XXXmm Caja de empotrar de acero inoxidable A: 42xH: 85 x L:XXXmm		
Dimension/尺寸/Dimensión	Refer to drawing 參考圖 Consulte el dibujo		
Pressure load 壓力負荷 Carga de presión	1,000 kg (~10 kN)		
Comply Testing Standard符合測試標準 Cumplir el estándar de prueba	LED Luminaires: IEC 60598-1 / IEC 60598-2-13 / IEC TR62778 IEC62471 (RG1); IEC 62031; EN62493 RoHS LED Driver: IEC/EN 61347-1; IEC/EN 61347-2-13; IEC/EN 62384; IEC/EN 61000-3-2; IEC/EN 61000-3-3; IEC/EN61574; EN 55015		
Certification-認證-Certificación	        		

Project	Fixture#	Date
		Firm


Ordering Information

Choose the option that suits your need and write its corresponding code on the appropriate line to form the product code.

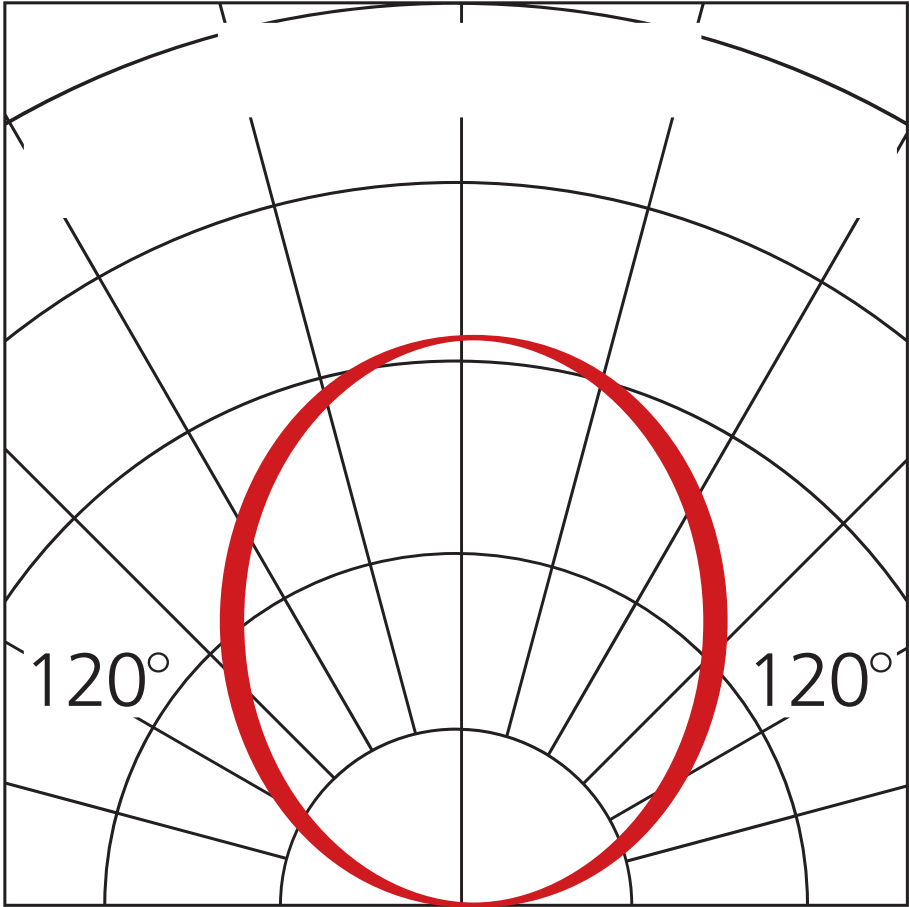
Example product code: [LABIYA-10W](#)

LABIYA - - _____
Power Consumption

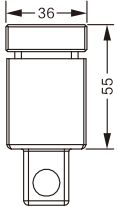
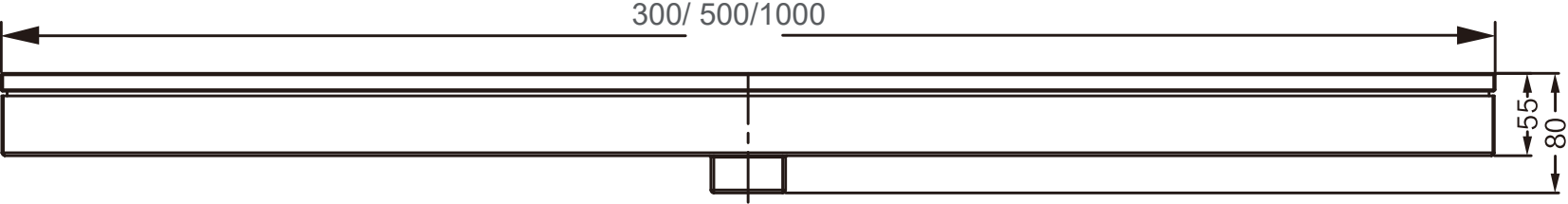
Power Consumption	
Code	Description
2W	2W @ L:300 mm
3W	3W @ L:300 mm
4W	4W @ L:500 mm
5W	5W @ L:500 mm
8W	8W @ L:1000 mm
10W	10W @ L:1000 mm
CM	Custom -made



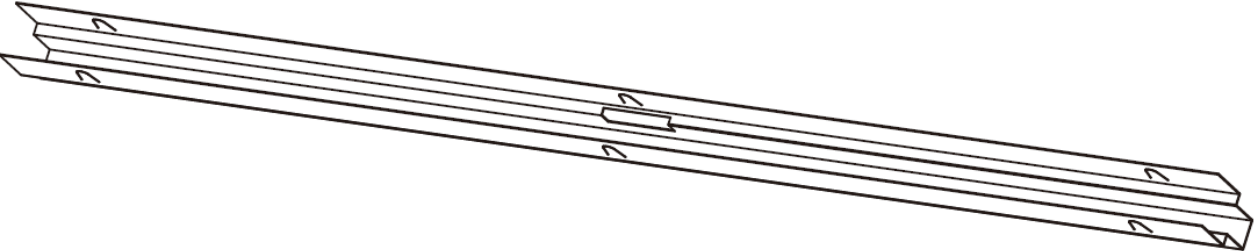
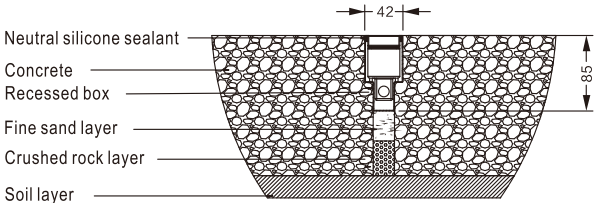
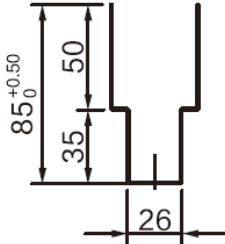
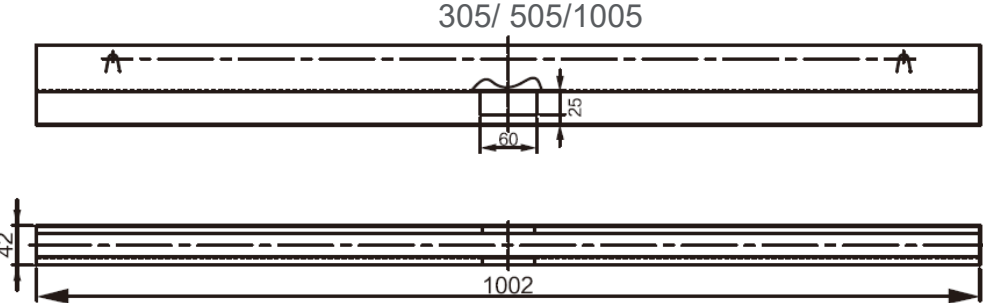
BEAM ANGLE



Technical Drawing



Installation-Install with Stainless Steel recessed box



Unit: mm