











LASHE

W:50xH:60 60W



LED LINEAR LIGHT. Housing: Extrusion aluminum alloy with powder-coated, Anti-glare deep reflector and dOpal polycarbonate Diffuser . LED module: SMD LEDs, CRI>80, LM-80 performance approval >50,000 hours. Integrated-Type ON/OFF, 1-10V, DALI and DMX control gear. Deep recessed design achieves super eye comfort. The fixture can be available in different length.

Technical Data

Luminaire Type-安裝方式/Tipo de luminaria	Wall Mounted Type/ Pendant Type \ Surface mounted 壁掛式/吊裝燈具\吸頂式燈具 Pendant tipo \ Surface mounted
Dimension-尺寸-Dimensión	<ul style="list-style-type: none"> • L: 560 x W: 50x H: 60 mm • L: 980 x W: 50x H: 60 mm • L: 1120 x W: 50x H: 60 mm • L: 1270 x W: 50x H: 60 mm • L: 1540 x W: 50x H: 60 mm • L: 2240 x W: 50x H: 60 mm
Power Consumption Max-燈具功率 Consumo de energía Max	<ul style="list-style-type: none"> • L: 560 mm : 8W 10W • L: 980 mm : 14W 16W 20W • L: 1120 mm : 18W 22W 30W 35W • L: 1270 mm : 25W 28W 36W • L: 1540 mm : 32W 38W 40W • L: 2240 mm : 45W 48W 50W 60W
Input Voltage-輸入電壓-Voltaje de entrada	220-240 VAC 50-60Hz,
Power Factor / 功率因數/Factor de potencia	PF>0.90 or PF > 0.95 Refer to LED Driver data sheet
Total Harmonic Distortion/總諧波失/Distorsión armónica total	THD <15% Refer to LED Driver data sheet
LED Driver Type LED驅動款式 Tipo de controlador LED	Integrated-type LED Driver--Refer to LED driver specification 請參閱LED驅動器規格 Consulte la especificación de controlador de LED 1. ON/OFF Switch AC220-240V 50/60HZ 2. 1-10V Dimming Driver AC200-240V 50/60HZ 3. DALI 1-100% Dimming Driver AC220-240V 50/60HZ 4. DMX Driver AC220-240V 50/60HZ 5. RDM Driver AC220-240V 50/60HZ 8. Remoted Emergency Backup >2 hours or >3 hours @ < 12charger hours 應急電池/Copia de seguridad de emergencia
Control Protocol-控制協議 Protocolo de Control	1-10V / DALI / DMX 512 / RDM / ZIGBEE Wireless Control
Beam Angle 光束角 ángulo de haz	<ul style="list-style-type: none"> • 110° PC Diffuser UGR 22 • 70°PC Diffuser+ Louver A UGR 19 • 65°PC Diffuser+ Louver A UGR 13 • 120°Penta-PC-Diffuser
Light Source Brand-光源品牌-Fuente de luz de marca	SMD LED
"Lumen Maintenance LM-80 Reported by TM-21"@ 25 °C	L70(10k) > 63,500 hrs
LED Life-LED壽命-La vida del LED	>60,000 hours
Color Temperature -色溫 Temperatura del color	2700K / 3000K / 4000K / 5000K / 6500K
Color Rendering Index-顯色指數 Índice de reproducción cromática	> 80 > 90
MacAdam Ellipses Binning 麥克亞當橢圓分級 Mac Adam binning ellipse	Standard Deviation Colour Matching < 3 SDCM標準偏差配色< 3 SDCM Coincidencia de color estándar Desviación < 3 SDCM
Luminaire Efficacy燈具效率 La eficacia de la luminaria	General Efficacy: 90 Lm/w(2700K), 100 Lm/w(3000K), 100 Lm/w(4000K), 110Lm/w(5000K), 110 Lm/w(6500K) High Efficacy: 130 Lm/w(2700K), 135 Lm/w(3000K), 135 Lm/w(4000K), 140Lm/w(5000K), 140 Lm/w(6500K)
LED Source Luminous EfficacyLED光源光效 Fuente luminosa LED Eficacia	General Efficacy: 120 Lm/w(2700K), 120Lm/w(3000K), 130 Lm/w(4000K), 145 Lm/w(5000K), 145 Lm/w(6500K) High Efficacy: 160 Lm/w(2700K), 160Lm/w(3000K), 170 Lm/w(4000K), 170 Lm/w(5000K), 170 Lm/w(6500K)
Housing materials-外殼材料 Materiales de la carcasa	Aluminium and Anti UV Opal PMMA or Polycarbonate or Microprismatic diffuser 鋁和抗紫外線乳白PMMA 或PC或棱晶紋罩 Difusor de Aluminio y Anti UV Opal PMMA o Policarbonato o Microprismático
Housing Color 外殼顏色 color de la carcasa	Matte white / Matte black / Matte silver 啞光白色 / 啞光黑色 / 啞光銀色 Blanco mate / Matte black / Astilla mate
Ingress Protection-防護等級 Protección de ingreso	IP40
Operating Humidity -工作濕度 Humedad de funcionamiento	0~90%, non-condensing-不結霜 sin condensación
Operating Temperature Range / 工作溫度範圍 Rango de temperatura de funcionamiento	-30 °C / +50 °C
Comply Testing Standard 符合測試標準 Cumplir el estándar de prueba	LED Luminaries: LVD: IEC/EN 60598-1;EN / IEC/EN 60598-2-1;IEC62471;IEC/EN 62031; IEC/EN 62493 ; IEC/EN 62471 EMC: EN55015 ; IEC/EN 61000-3-2; IEC/EN 61000-3-3;IEC/EN61574 ; RoHS LED Driver: IEC/EN 61347-1; IEC/EN 61347-2-13; IEC/EN 62384; IEC/EN 61000-3-2; IEC/EN 61000-3-3;IEC/EN61574;EN 55015 ; IEC /EN 62384
Certification-認證-Certificación	        

Project	Fixture#	Date
		Firm



Ordering Information

Choose the option that suits your need and write its corresponding code on the appropriate line to form the product code.

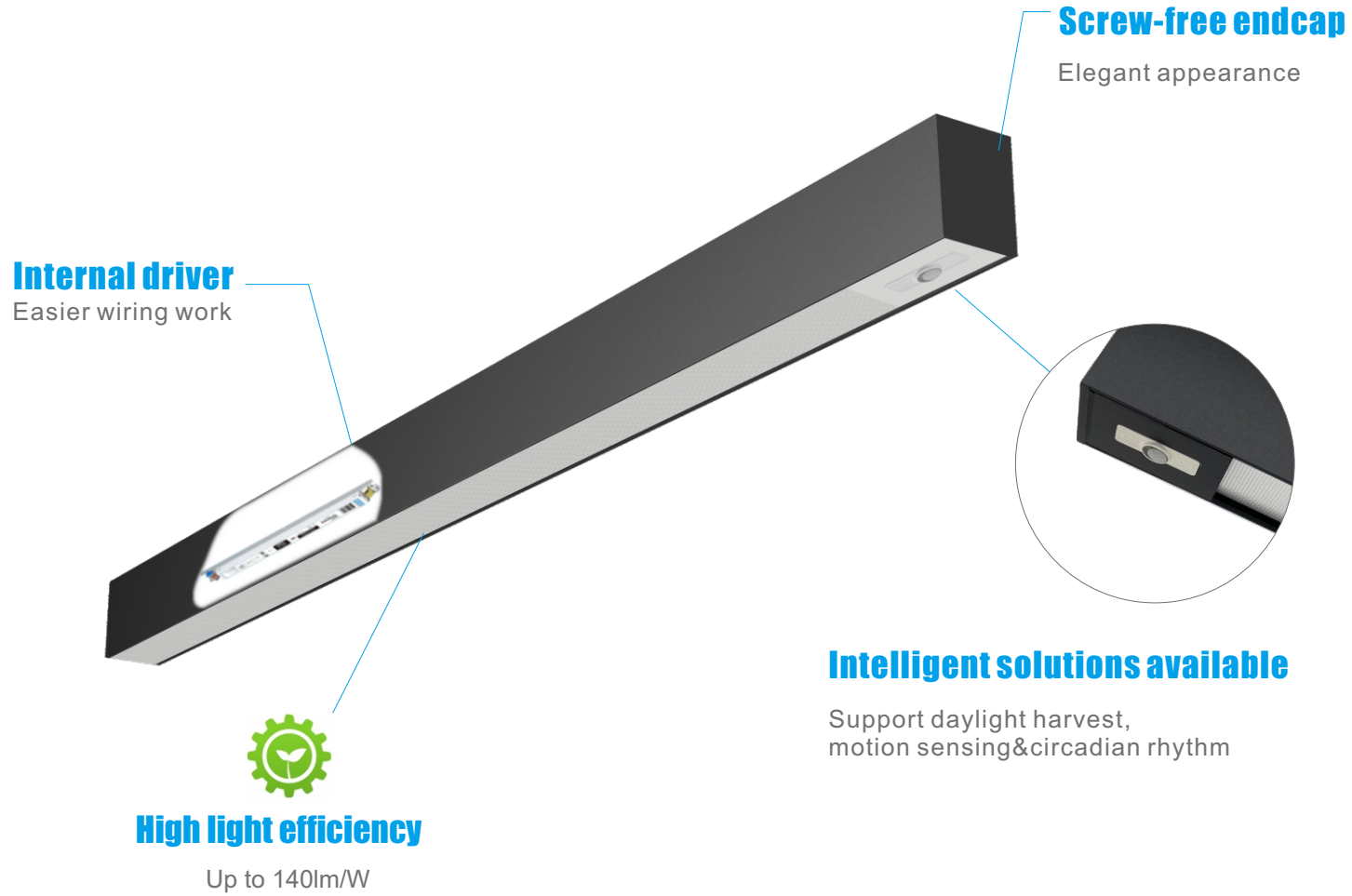
Example product code: [LASHE-36W-SW-27-80-G-560](#)

LASHE - - - - -

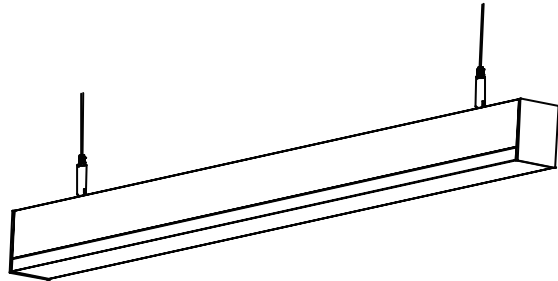
Power Consumption
LED DRIVER TYPE
COLOR TEMPERATURE
COLOR RENDERING INDEX
BEAM ANGLE (DIFFUSER SYSTEM)
LENGTH

Power Consumption		LED DRIVER TYPE		COLOR TEMPERATURE		COLOR RENDERING INDEX		BEAM ANGLE (DIFFUSER SYSTEM)		LENGTH	
Code	Description	Code	Description	Code	Description	Code	Description	Code	Description	Code	Description
8W	8W@ L: 560 mm	SW	ON/OFF Switch	27	2700K	80	CRI >80	T	65° PC Diffuser+ Louver B UGR 13	560	L: 560 mm
10W	10W@ L: 560 mm	AN	Analog 0 -10V Dimming	30	3000K	90	CRI >90	G2	70° PC Diffuser+ Louver A UGR 19	980	L: 980 mm
14W	14W@ L: 980 mm	DA	DALI Dimming	40	4000K			G	110° PC Diffuser UGR22	1120	L: 1120 mm
16W	16W@ L: 980 mm	DMX	DMX Dimming	50	5000K			P	120° Penta-PC-Diffuser	1270	L: 1270 mm
20W	20W@ L: 980 mm	RDM	RDM Dimming	65	6500K					1540	L: 1540 mm
18W	18W@ L: 1120 mm	EM	Emergency Battery							2240	L: 2240 mm
22W	22W@ L: 1120 mm	ZI	ZIGBEE Wireless Control								
30W	30W@ L: 1120 mm										
35W	35W@ L: 1120 mm										
25W	25W@ L: 1270 mm										
26W	26W@ L: 1540 mm										
28W	28W@ L: 1270 mm										
36W	36W@ L: 1270 mm										
32W	32W@ L: 1540 mm										
38W	38W@ L: 1540 mm										
40W	40W@ L: 1540 mm										
45W	45W@ L: 2240 mm										
48W	48W@ L: 2240 mm										
50W	50W@ L: 2240 mm										
60W	60W@ L: 2240 mm										

Structure



Technical Drawing

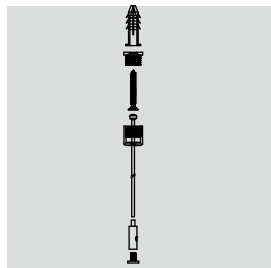


- L: 560 x 60 x50 mm (LxHxW)
- L: 980 x 60 x50 mm (LxHxW)
- L: 1120 x 60 x50 mm (LxHxW)
- L: 1270 x 60 x50 mm (LxHxW)
- L: 1540 x 60 x50 mm (LxHxW)
- L: 2240 x 60 x50 mm (LxHxW)

Suspended



Pictures



Accessories

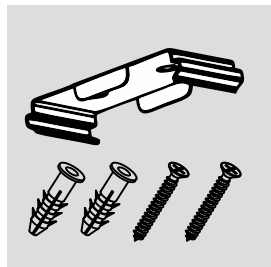
Suspended Kit
1.5m as standard.

Model no.

CODE

DM-ACS-UTM-SK

Surface mounted



Surface mount kit

CODE

DM-ACS-UTM-SMK